



Dear Parents/Carers,

Your child will soon be starting school and entering a totally new world!

To make the move from home to school as smooth as possible for both you and your child, we need to work together to ensure that your child is happy, confident and secure about joining us at Waddington and West Bradford

It is only when home and school work together that children gain the biggest benefit from their education. It is hoped that children and their parents will look upon Waddington and West Bradford Church of England Primary School as *their* school and feel welcome at all times.

We can't wait to for your child to visit us in July so they can come and see their new classroom and meet their teachers!

We look forward to meeting you soon.

Yours sincerely

The Staff of Waddington and West Bradford Primary School.

## CLOTHES

Your child will wear the Waddington and West Bradford uniform while they are at school:

- Red sweatshirt or cardigan with or without the school logo
- White or navy blue polo shirt
- Navy skirt, pinafore, shorts or trousers
- Navy tights in winter
- White socks with summer dresses
- Plain, white, black or navy socks
- Black school shoes with Velcro (not laces please)
- PE Kit - **short sleeved** t-shirt (Rainbow Teams colour)
- PE Kit - Black jogging bottoms or black shorts
- PE Kit - trainers

Please put your child's name in all their school clothes and PE kit and footwear.



Before your child starts school:

- Please teach your child how to dress and undress themselves independently, including how to put on their own coat.
- Show your child how to fasten and unfasten zips and buttons.

## LUNCH TIME

Your child can:

- ☺ have a school dinner
- ☺ bring a packed lunch



We are strictly a NUT-FREE school. This means no nuts of any kind are allowed in lunch boxes or to be brought into school.

Children who have a school dinner should be able to use a knife, fork and spoon.




There is food on the menu suitable for all children. Children will select their lunch each day in school.

ALL Reception and Key Stage 1 pupils will be entitled to a 'Universal' Free School Meal under the Government incentive.

Please ensure that you still register for Free School Meals if you are in receipt of benefits as this will also entitle your child to Free Milk and the school will receive Pupil Premium funding which helps with the level of support your child could receive.

## SNACKS

Every day all infant children receive a piece of fruit under the Governments free fruit scheme.



Fresh, cooled water is available to the children at all times.

## SCHOOL MILK

During snack time your child can have a small cup of milk. After your child's fifth birthday, you will need to pay for your child's milk. To pay for this you must use the Cool Milk website. Milk is free for 4 year olds.

# Cool Milk

## OUTDOOR PLAY

The children play outside in all types of weather.

They are supervised by a member of staff at all times.

Please ensure that your child's outdoor clothing reflects the type of weather each day.

Your child will need a warm coat, pair of wellies, gloves and a hat to play outside when the weather is cold.



Although this is not a requirement, it might be useful for your child to have a puddle suit which is large enough to be worn over their uniform. This should be made from a thin showerproof material.

All of these items **must be named** please.

We encourage independence and for your child to be able to put on and fasten (with help if needed) their own coat.

*Please note their wellies will remain in school.*

## WALK AND TALK

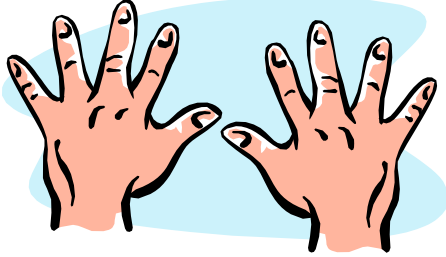
Fortnightly we go for a local walk called Walk and Talk. This is a wonderful opportunity for the children to get to know our local area, connect with the world around us, experience first hand the way the changing seasons alter our world, talk about the things they can see and of course the long walk is a wonderful form of exercise.

In order to provide this wonderful experience for our children we ask for parent volunteers to come along with us each week. Volunteers will be requested via email. If you think you would be available sometimes on Thursday afternoons for around 1 hour from around 1.10pm, please let a staff member know! A Walk and Talk email also confirms the walk, reminding parents about suitable clothing and footwear for Thursdays.

## SELF CARE

### TOILET

It is very important that your child can use the toilet and wash their hands by themselves.



Make sure that your child knows how to ask the teacher when they need to go to the toilet. They need to know how to take themselves to the toilet without any adult help and manage all toilet routines entirely on their own.

If your child is still struggling with toilet training, contact your health visitor now for support and guidance before they begin school.

### USING A TISSUE

Introduce your child to the routine of 'catch it, bin it, kill it' - catching their sneeze or runny nose in a tissue, putting it in the bin straightaway then washing their hands to kill the germs. Some children find nose-blowing difficult, so play games to practise nose control - blowing a feather into the air for example



### TIDYING UP

Get your child into the habit of hanging their coat up, putting their toys away, clearing the table, and so on, to prepare them for doing these things at school. Why not turn it into a game?

## FROM HOME TO SCHOOL

Starting school is a big step for any child. We want your child to be happy in school.

We want to work with you to help your child settle easily into school life.

**Remember that you are your child's first teacher** - you have already taught them many things. We hope that you will continue to help them once they have started school.

Starting school brings with it lots of different types of change for your child, for example new rules, new classroom, new friends, new adults and new routines. Sometimes children need to prepare to cope with this change. Try varying your activities at home or whilst you are out and about - take a different route to nursery or shop at a different supermarket.

Talk to your child about simple feelings - this will help them to make friends, share jokes, join in with groups, protect themselves and to let people know what they need.

happy



sad



scared



angry



These are the four basic emotions they need to know. You could help your child by practising what these emotions look like in a mirror, discussing these emotions when you are reading but more importantly when you or your child are feeling a certain emotion.

## HOME TIME

It is important for your child and the teacher to know who is collecting them from school.

Please make sure that you come for your child on time as they can become very upset when they have to wait for you.

The journey to and from school is a good opportunity to talk about road safety. Show your child safe place to cross the road.



Please try to walk to school to ease congestion on the narrow road. We have a gradual start to the day and staggered finish times to try to assist with the traffic outside school

The front door opens at:

8:40 every day

The front door closes at:

8:55 every day

School finishes at:

3:15 every day



Please be prompt in the morning. After 8.55, your child will receive a late mark in the register.

If you know you are going to be late collecting your child from school, please contact school immediately. Failure to do so will result in school having to make alternative childcare arrangements which could incur a charge.

## WASP CLUB

Waddington After School Provision (WASP Club) is a well-managed, happy and welcoming club providing after school care for children aged from 3 to 11 attending Waddington and West Bradford Primary School.

Operating both before, and after, school provision, our priority is to ensure your child feels happy in a safe and comfortable environment. We pride ourselves on the informal atmosphere created at WASPS, working in partnership with parents/carers to provide high quality, safe and stimulating care, learning and play opportunities for children.

Breakfast Club opens at 7.45am every day and costs £4.

After School WASP Club opens as soon as school finishes at 3.15pm, however we realise some children only require us for a shorter length of time, therefore, we have created 2 sessions.

On a Friday, After School Club closes at 4.20pm - there is NO longer session on a Friday.

Session 1 - without a snack	3.20pm - 4.20pm	£4.50
Session 2 - with a snack	3.20pm - 5.45pm	£9.50





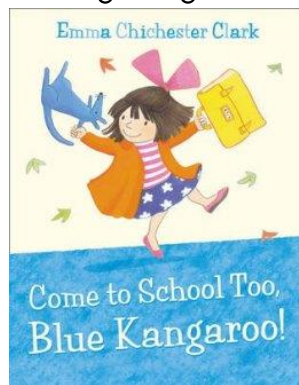

All sessions must be booked online using Parent Pay with as much advance notice as possible.

## YOUR FIRST WEEK CHECKLIST

- ➡ Make sure you have practised the school run and morning routine
- ➡ Do you know exactly where you need to take your child, and at what time?
- ➡ Do you know where to collect your child, and at what time?
- ➡ Do you know what equipment they will need for the first few days?
- ➡ Does your child know who will be collecting them each day?
- ➡ Have you put name labels on absolutely everything?  
Show your child where the labels are and make sure they are sewn or stuck somewhere that is easy for them to find

## READ BOOKS ABOUT STARTING SCHOOL

These picture books about going to school may be helpful:



- ➡ I Am Too Absolutely Small For School - Lauren Child
- ➡ Topsy and Tim Start School - Jean and Gareth Adamson
- ➡ Harry and the Dinosaurs Go To School - Ian Whybrow and Adrian Reynolds
- ➡ Come to School Too, Blue Kangaroo! - Emma Chichester Clark
- ➡ Usborne Sticker Books

We want your child to enjoy school and their childhood. Try to make play and learning fun and enjoyable for you both.

You cannot force your child to learn things - if you try to you could put them off school and off learning.


Your child will be at school for many years - we want them to be happy years.

Children learn to do things by playing - so play with your child. There are many educational toys that you can buy.

We hope that this booklet has answered many of your questions. If there is anything else you wish to know, do please ask!



The door to our school is always open to parents.



take turns  
and share  
fairly

get dressed  
and  
undressed

tidy up  
after  
myself

use a  
knife and  
fork  
correctly

use the  
toilet by  
myself

wash and  
dry my  
hands

use a  
tissue to  
wipe my  
nose

On my own

I can . . .

Please colour each  
part of the caterpillar  
when you can do these  
things by yourself!

