



Phonics Workshop

Reception Parent Presentation

In our Christian family, we Encourage, Serve and Respect and shine in the light of Jesus.



Aims for today's session:

- Understanding how we use phonics to teach reading and writing in school, the letter sounds and their pronunciations.
- To enable parents to know how to better support their children in the learning of phonics at home.

In our Christian family, we Encourage, Serve and Respect and shine in the light of Jesus.



What is phonics?

Synthetic Phonics

Synthetic phonics is an approach to the teaching of reading in which phonemes (sounds) associated with graphemes (letters) are pronounced and then blended together.

phoneme

The smallest unit of sound in the word



grapheme

the letter or group of letters that represent the phoneme (sound)



c ck ai

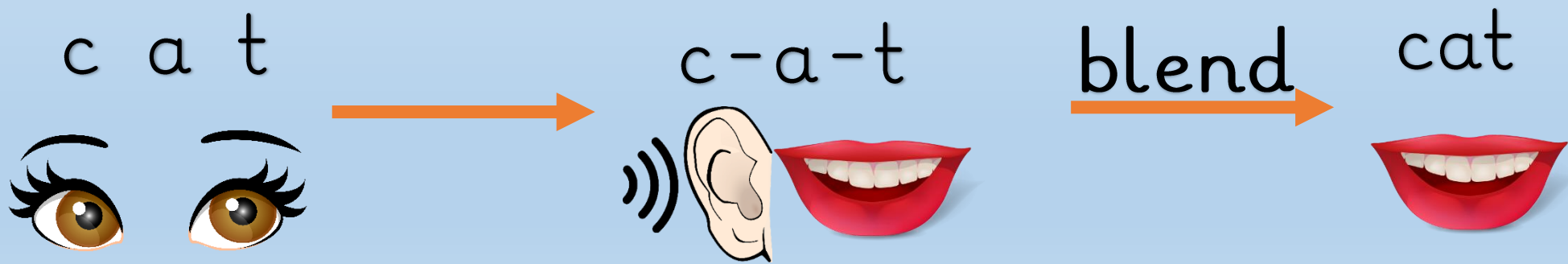
In our Christian family, we Encourage, Serve and Respect and shine in the light of Jesus.



What is phonics?

Synthetic Phonics - Reading

Synthetic phonics is an approach to the teaching of reading in which phonemes (sounds) associated with graphemes (letters) are pronounced and then **blended** together to make a word. For example, children are encouraged to say the three phonemes in the word **cat** as /c/ /a/ /t/ and blend those sounds together to make the word 'cat'.



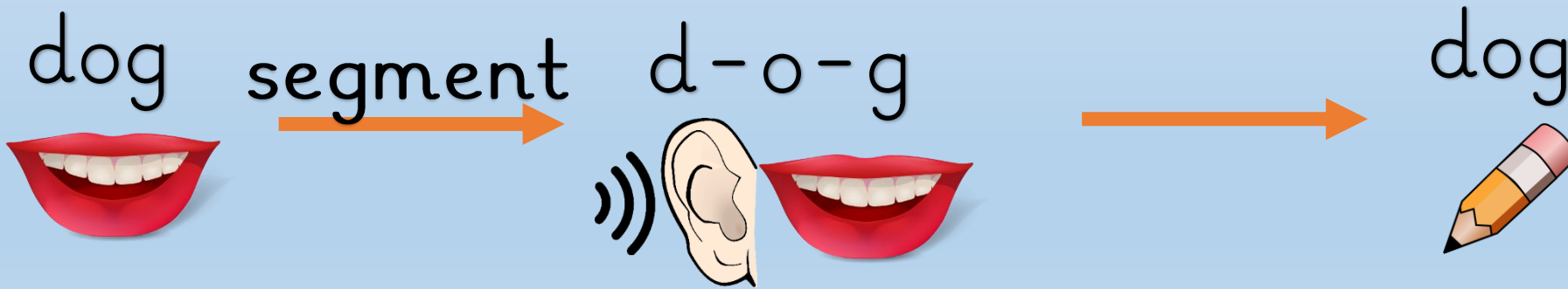
In our Christian family, we Encourage, Serve and Respect and shine in the light of Jesus.



What is phonics?

Synthetic Phonics - Writing

The teaching of writing reverses this sequence. Children are encouraged to say the word they wish to write, segment it into its phonemes (sounds) and say each one, and then write down the graphemes (letters) linked to each sound in order to write the word.



In our Christian family, we Encourage, Serve and Respect and shine in the light of Jesus.



What is phonics?

Basically...

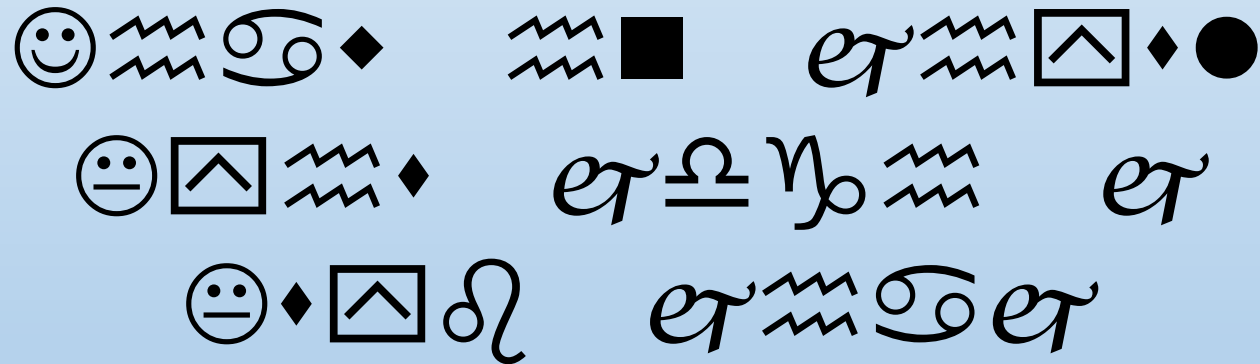
- When sounds are pushed together to read words (blending)
- When words are broken down into sounds to write them down (segmenting)

In our Christian family, we Encourage, Serve and Respect and shine in the light of Jesus.



Why is phonics so important?

With poor word recognition, there is poor comprehension.



In our Christian family, we Encourage, Serve and Respect and shine in the light of Jesus.



Phonics at Waddington and West Bradford

We use the Lancashire Red Rose Phonics scheme.



This is taught in phases 1-6 throughout Early Years and Key Stage 1.

In our Christian family, we Encourage, Serve and Respect and shine in the light of Jesus.



Early Years Phonics

Pre-School Phase 1

Supports the importance of speaking and listening and develops children's discrimination of sounds, including letter sounds. This includes aspects of environmental sounds, instrumental sounds, body percussion, rhythm and rhyme, alliteration, voice sounds and oral blending and segmenting.



In our Christian family, we Encourage, Serve and Respect and shine in the light of Jesus.



Early Years Phonics

Reception:

Phase 2

Children will learn to pronounce the sounds themselves in response to letters before blending them. This leads to them being able to read simple words and captions.

Letters: s a t p i n m d g o c k ck e u r h b f ff l ll ss

Tricky Words: I to no go into the

Phase 3

Completes the teaching of the alphabet and moves on to sounds represented by more than one letter.

Letters: j v w x y z zz qu ch sh th th ng ai ee igh oa oo oo ar or ow oi ear air ure er

Tricky Words: he she me we be was my you they her all are

Phase 4

The children learn to read and spell words containing adjacent consonants.

Tricky Words: said so have like some come were there little one do when out what

In our Christian family, we Encourage, Serve and Respect and shine in the light of Jesus.



Phonics Terminology



phoneme

The smallest unit of sound in a word.



grapheme

The sound written down as a letter or group of letters.

English has more than 150 graphemes!



Phonics Terminology

Enunciation

Teaching phonics requires specific pronunciation of the sounds (phonemes).

Phonemes should be carefully articulated.



In our Christian family, we Encourage, Serve and Respect and shine in the light of Jesus.



Phonics Terminology

oral blending


Hearing the sounds in a spoken word and pushing them together in the order in which they are said to pronounce the word.



In our Christian family, we Encourage, Serve and Respect and shine in the light of Jesus.



How many phonemes (sounds) can you hear
in these words?



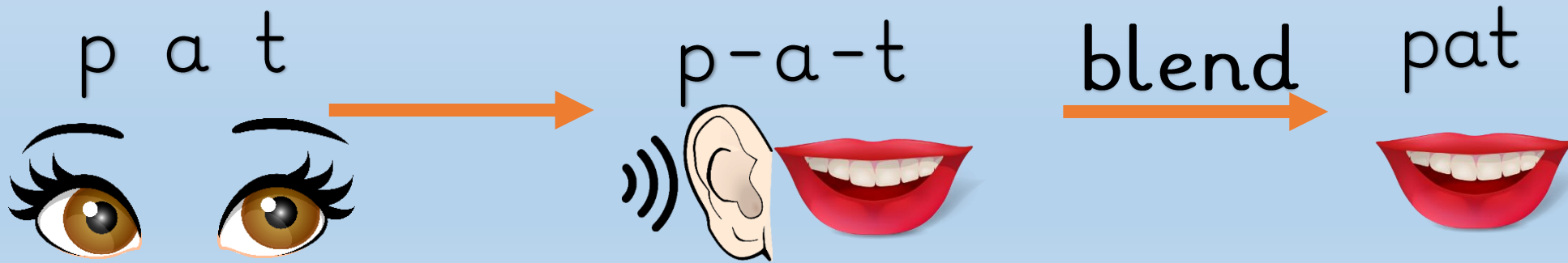
In our Christian family, we Encourage, Serve and Respect and shine in the light of Jesus.



Phonics Terminology

blending to read

Recognising the letters in a written word and pushing them together in the order in which they are written to pronounce the word.




In our Christian family, we Encourage, Serve and Respect and shine in the light of Jesus.



Phonics Terminology

segmenting to write

Identifying the sounds in a spoken word and manipulating or writing down letters for each sound.



In our Christian family, we Encourage, Serve and Respect and shine in the light of Jesus.



Phonics Terminology

Tricky Words

Words that can not always be sounded out (blended).

I
said

we
like

was
my

In our Christian family, we Encourage, Serve and Respect and shine in the light of Jesus.



Phonics Terminology

CVC words

A single syllable word which contains three letters, following the patterns of consonant, vowel, consonant.

cat

dog

kid

Not CVC words:

- boy
- tie
- saw

In our Christian family, we Encourage, Serve and Respect and shine in the light of Jesus.



Phonics Terminology

digraph

two letters that make one sound

ck ng ch ai ee

trigraph

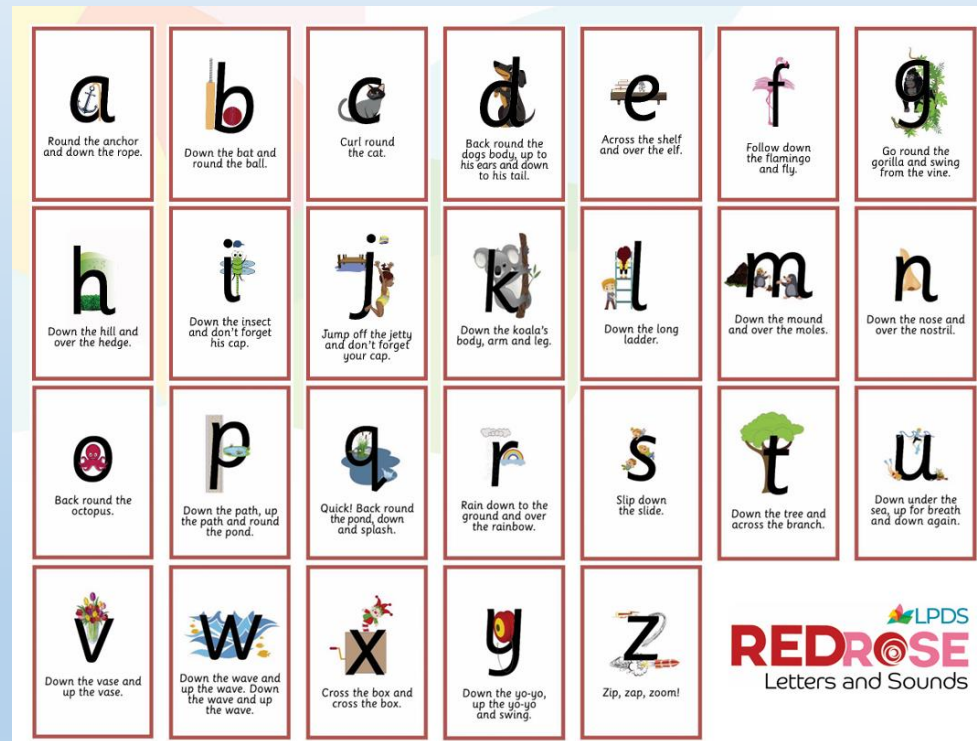
three letters that make one sound

igh air ear ure



Handwriting

For handwriting we use the following mnemonics



In our Christian family, we Encourage, Serve and Respect and shine in the light of Jesus.



Round the anchor
and down the rope.



Down the bat and
round the ball.



Curl round the
cat.



Back round the
dog's body, up to
his ears and down
to his tail.



Across the shelf
and over the elf.



Follow down the
flamingo
and fly.



Go round the
gorilla and swing
from the vine.



Down the hill and
over the hedge.



Down the insect
and don't forget
his cap.



Jump off the jetty
and don't forget
your cap.



Down the koala's
body, arm and leg.



Down the long
ladder.



Down the mound
and over the moles.



Down the nose and
over the nostril.



Back round the
octopus.



Down the path, up
the path and round
the pond.



Quick! Back round
the pond, down
and splash.



Rain down to the
ground and over
the rainbow.



Slip down the
slide.



Down the tree and
across the branch.



Down under the
sea, up for breath
and down again.



Down the vase and
up the vase.



Down the wave and
up the wave. Down
the wave and up
the wave.



Cross the box and
cross the box.



Down the yo-yo,
up the yo-yo
and swing.



Zip, zap, zoom!

LPDS
REDROSE
Letters and Sounds



Home Reading Books

Your child brings home a book which is compatible with their current phonics knowledge.

Doing plenty of reading will help your child to consolidate their phonics learning.

Please try to read at home as much as possible, signing in their home reading record whenever you do.

An adult in school will also read with your child twice a week.

In our Christian family, we Encourage, Serve and Respect and shine in the light of Jesus.



A video with the important phonic enunciations:

[Sounds of the English Phonic Code -Synthetic Phonics.wmv - YouTube](#) (from around 1.46 minutes)

In our Christian family, we Encourage, Serve and Respect and shine in the light of Jesus.